



Downlight RH-CL610C

Außenmaß: Ø 90 / Lochmaß: 75 /
Einbautiefe: 70 Maße in mm) / 10W
white / black / silver

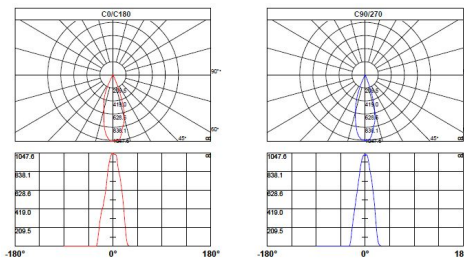


Produkt

Seriennummer	RH-CL610C
Hersteller	Rhein Lighting GmbH
Spannung	AC 85V ~ 265V (50/60Hz)
Verbrauch	10W
Lampentyp	Downlight
Treiber	include / osram
UGR	<22

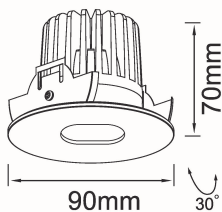


Lichtverteilungskurve



Produktabmessungen (Einheit: mm)

75mm



Spezifikationen

- High quality, die cast aluminium recessed downlights that can be installed into all types of applications.
- With a higher power LED and funnel coated in patented reflective technology, this recessed downlight gives a strong, well distributed beam of light which is perfect for general lighting applications where good illumination is essential.

Anwendungsbereich

Department Stores, office block, supermarkets, conference rooms

Technische Details

Seriennummer	RH-CL610C
Lichtstrom (lm)	120 lm /w
Frequenz (Hz)	50/60
Eingangsstrom (mA)	350
Nennleistung Verbrauch (W)	10
Leistungsfaktor	>0,9
Lichtstromwartungsfaktor	L70
Dimmer-Funktion	optional dimmable (triac or 1-10v or dali)
UGR	<22
LED-Chips	Cree
Abstrahlwinkel (°)	15 / 25 / 36
Umgebungstemperatur (°C)	-20 ~ +48
Lebensdauer (Std.)	50000
Farbtemperatur (K)	2.700 ~ 6.500
CRI (Ra)	>80
Schutzart	IP 20
Abmessungen (mm)	Außenmaß: Ø 90 / Lochmaß: 75 / Einbautiefe: 70 Maße in mm)
Material	Alu
Gewicht (g)	700
Energieeffizienzindex	A++
Energieverbrauch (kWh/1000h)	10
Zertifikate	CE